



K.RAMAKRISHNAN COLLEGE OF ENGINEERING(AUTONOMOUS)

Accredited by NAAC with 'A' Grade- ISO 9001: 2015 Certified Institution

DEPARTMENT OF ELECTRONICS AND COMMUNICATION ENGINEERING
(Accredited by NBA)

ENGINEERING PRACTICES LABORATORY

Laboratory In-charge : Mr.P.Muralikrishnan, AP/ECE

Technical supporting staff: Ms.A.Ramyakrishnan



Snapshot of Engineering Practices Laboratory Area of
the laboratory: 92.39 Sq.m



K.RAMAKRISHNANCOLLEGE OF ENGINEERING(AUTONOMOUS)

Accredited by NAAC with 'A' Grade- ISO 9001: 2015 Certified Institution

DEPARTMENT OF ELECTRONICS AND COMMUNICATION ENGINEERING (Accredited by NBA)

Major Equipment:

- Cathode Ray Oscilloscope
- Function Generators
- Dual Regulated Power Supply

List of Experiments:

- Study of Electronic components and equipments – Resistor, colour coding measurement of AC signal parameter (peak-peak, RMS period, frequency) using CR
- Study of logic gates AND, OR, EOR and NOT
- Generation of Clock Signal.
- Soldering practice – Components Devices and Circuits – Using general purpose PCB
- Measurement of ripple factor of HWR and FWR

Beyond the syllabus experiments:

- Adder and Subtractor using basic ICs

Utilization of the laboratory:

- Engineering Practices Laboratory for I year ECE/II sem



K.RAMAKRISHNAN COLLEGE OF ENGINEERING(AUTONOMOUS)


Accredited by NAAC with 'A' Grade- ISO 9001: 2015 Certified Institution

DEPARTMENT OF ELECTRONICS AND COMMUNICATION ENGINEERING
(Accredited by NBA)

DIGITAL SYSTEMS LABORATORY

Laboratory In-charge: Mr.P.Muralikrishnan, AP/ECE

Technical supporting staff : Ms.A.Ramyakrishnan



Snapshot of Digital Systems Laboratory Area of
the laboratory: 92.39 Sq.m



K.RAMAKRISHNANCOLLEGE OF ENGINEERING(AUTONOMOUS)

Accredited by NAAC with 'A' Grade- ISO 9001: 2015 Certified Institution

DEPARTMENT OF ELECTRONICS AND COMMUNICATION ENGINEERING (Accredited by NBA)

Major Equipment:

- Personal Computer - INTEL PENTIUM DUAL CORE
- Digital IC Trainer Kit
- Digital IC Tester
- HDL simulator

List of Experiments:

- Verification of Boolean Theorems using basic gates
- Design and implementation of combinational circuits using basic gates for arbitrary functions, code converters
- Design and implement Half/Full Adder and Subtractor
- Design and implement of various combinational circuits using MSI devices
- Design and implement shift registers, synchronous and asynchronous counters
- Coding combinational and sequential circuits using HDL
- Design and implementation of a simple digital system

Beyond the syllabus experiments:

- Simple IC 4011 LED Flasher Circuit
- Simulation of Sequential Circuits

Utilization of the laboratory:

- Digital Systems Laboratory for II year CSE /III sem



K.RAMAKRISHNAN COLLEGE OF ENGINEERING(AUTONOMOUS)

Accredited by NAAC with 'A' Grade- ISO 9001: 2015 Certified Institution

DEPARTMENT OF ELECTRONICS AND COMMUNICATION ENGINEERING
(Accredited by NBA)

LINEAR INTEGRATED CIRCUITS LABORATORY

Laboratory Incharge: Mrs. J. Roselin Suganthi AP/ECE

Technical supporting staff: Mrs. M. Brindha



Snapshot of Linear Integrated Circuits Laboratory

Area of the laboratory: 87.71 Sq.m



K.RAMAKRISHNANCOLLEGE OF ENGINEERING(AUTONOMOUS)

Accredited by NAAC with 'A' Grade- ISO 9001: 2015 Certified Institution

DEPARTMENT OF ELECTRONICS AND COMMUNICATION ENGINEERING (Accredited by NBA)

Major equipment:

- IC Tester
- Dual Regulated Power Supply
- Dual Regulated Power Supply
- Dual Oscilloscope (CRO)
- DDS Function Generator
- Analog System Design Kit(ASLK-Pro)

List of Experiments:

- Design and testing of Inverting, Non inverting and Differential amplifiers
- Design and testing of Integrator, differentiator and Instrument amplifiers
- Design and testing of Active low pass, High pass and band pass filters
- Design and testing of Astable&Monostablemultivibrators and Schmitt Trigger Phase shift and Wien bridge oscillators using op amp
- Design and testing of Astable and Monostablemultivibrators using NE555 Timer
- Design and testing of PLL characteristics and its use as Frequency Multiplier
- Design and testing of DC power supply using LM317 and LM723
- Study of SMPS
- Simulation of various amplifiers, D/A, A/D converters, Analog Multiplier, CMOS Inverter, NAND and NOR

Beyond the syllabus experiments:

- Pulse width modulation using IC 555
- Adder and Subtractor using IC 741

Utilization of the laboratory:

- Linear Integrated Circuits Laboratory for ECE II year/IV sem



K.RAMAKRISHNAN COLLEGE OF ENGINEERING(AUTONOMOUS)

Accredited by NAAC with 'A' Grade- ISO 9001: 2015 Certified Institution

DEPARTMENT OF ELECTRONICS AND COMMUNICATION ENGINEERING
(Accredited by NBA)

COMMUNICATION SYSTEMS LABORATORY

Laboratory In-charge : Mrs. J. Roselin Suganthi AP/ECE

Technical supporting staff: Mrs. M. Brindha



Snapshot of Communication Systems Laboratory Area of
the laboratory: 87.71 Sq.m



K.RAMAKRISHNANCOLLEGE OF ENGINEERING(AUTONOMOUS)

Accredited by NAAC with 'A' Grade- ISO 9001: 2015 Certified Institution

DEPARTMENT OF ELECTRONICS AND COMMUNICATION ENGINEERING (Accredited by NBA)

Major equipment:

- Antenna Trainer system
- Amplitude Modulation Transmitter and Demodulation Receiver Kit
- Frequency Modulation Transmitter and Demodulation Receiver Kit
- PAM ,TDM Modulation, Demodulation and Demultiplexing Kit
- PAM/PWM/PPM Modulator/Demodulator KitPulse Code Modulation & Demodulation Kit
- Data Conditioning andReconditioning & Carrier Modulation and Demodulation Kit
- Delta/Sigma Delta &Adaptive Delta Modulation ,Demodulation Kit
- QPSK/DQPSK Modulation & Demodulation Kit
- Digital Storage Oscilloscope and Decade Inductance Box
- VCO Using IC 565,Phase Detector Using IC565
- FM Transmitter Receiver Kit and Frequency Division Mux/Demux Kit
- PCM Mod/Demod Kit

List of Experiments:

- Signal Sampling and reconstruction
- Time Division Multiplexing
- AM & FM Modulator and Demodulator
- Pulse Code Modulation and Demodulation
- Delta Modulation and Demodulation
- Observation (simulation) of signal constellations of BPSK, QPSK and QAM
- Line coding schemes
- Simulation of FSK, PSK and DPSK schemes
- Simulation of Linear Block Codes, communication link and Zero forcing & LMS algorithm

Beyond the syllabus experiments:

- Frequency division, Multiplexer and Demultiplexer
- PAM, PPM, PWM

Utilization of the laboratory:

- Communication Systems Laboratory for ECE III year/V sem



K.RAMAKRISHNAN COLLEGE OF ENGINEERING(AUTONOMOUS)

Accredited by NAAC with 'A' Grade- ISO 9001: 2015 Certified Institution

DEPARTMENT OF ELECTRONICS AND COMMUNICATION ENGINEERING
(Accredited by NBA)

MICROPROCESSOR AND MICROCONTROLLER LABORATORY

Laboratory In-charge : Mr.A.BalakumarAP/ECE

Technical supporting staff: Ms.A.Rashmijoyline



Snapshot of Microprocessor and Microcontroller Laboratory Area of the
laboratory: 96.10 Sq.m



K.RAMAKRISHNANCOLLEGE OF ENGINEERING(AUTONOMOUS)

Accredited by NAAC with 'A' Grade- ISO 9001: 2015 Certified Institution

DEPARTMENT OF ELECTRONICS AND COMMUNICATION ENGINEERING (Accredited by NBA)

Major equipment:

- 8085 Microprocessor Kit and 8255 , 8253, 8279,8251 Interface
- 8086 Microprocessor Kit and 8051 Microcontroller Kit
- Stepper Motor and Traffic Light Interfacing Module
- ADC and DAC Interfacing Module
- RS232 Serial Interface Cable and FRC Core Cable (50& 26) and TASM Software
- AC and DC Motor Controller Interface and 3 ¾ Digit Digital Multimeter
- Digital Multiplexing And Display Card
- Digital Clock Interface and Printer Interface Module Decade Resistance Box

List of Experiments:

- Simple arithmetic operations: addition / subtraction / multiplication / division and logic operations using 8085, 8086 microprocessors and 8051 microcontroller
- Sorting and searching a number in an array using 8085 and 8086 microprocessors
- Interfacing ADC and DAC with 8085 and 8086 microprocessors
- Interfacing Traffic Light Controller with 8085 and 8086 microprocessors
- Serial and parallel communication using 8085 and 8086 microprocessors
- Interfacing keyboard with 8085 and 8086 microprocessors
- Code conversion using 8086 microprocessor
- Digital Clock Interface with 8086 microprocessor
- Finding 2's complement and square and cube of a number using 8051 microcontroller
- Conversion of Unpacked BCD to ASCII using 8051 microcontroller

Beyond the syllabus experiments:

- Experiments on 8086 Arithmetic Operations and Stepper motor Interfacing using 8086
- Experiments on A/D and D/A converter using 8086

Utilization of the laboratory:

- Microprocessor and Microcontroller Laboratory for CSE II year/IV sem
- Microprocessor and Microcontroller Laboratory for ECE III year/V sem
- Microprocessor and Microcontroller Laboratory for EEE III year/VI sem



K.RAMAKRISHNAN COLLEGE OF ENGINEERING(AUTONOMOUS)

Accredited by NAAC with 'A' Grade- ISO 9001: 2015 Certified Institution

DEPARTMENT OF ELECTRONICS AND COMMUNICATION ENGINEERING
(Accredited by NBA)

DIGITAL SIGNAL PROCESSING LABORATORY

Laboratory In- charge: Ms. P. Surya AP/ECE

Technical supporting staff: Ms. P. Surya AP/ECE



Snapshot of Digital Signal Processing Laboratory Area of
the laboratory: 104.96 Sq.m



K.RAMAKRISHNANCOLLEGE OF ENGINEERING(AUTONOMOUS)

Accredited by NAAC with 'A' Grade- ISO 9001: 2015 Certified Institution

DEPARTMENT OF ELECTRONICS AND COMMUNICATION ENGINEERING (Accredited by NBA)

Major Equipment:

- Personal Computer - INTEL PENTIUM DUAL CORE
- DSP Starter Kits- TMS320VC5416
- MATLAB R2015a
- Cathode Ray Oscilloscope TXTR Interface using PT100 with ADC

List of Experiments:

- Generation of sequences (functional & random) & correlation using MATLAB
- Linear and Circular Convolutions using MATLAB
- Spectrum Analysis using DFT using MATLAB
- FIR Filter design, IIR filter and Multirate filters and equalization using MATLAB
- Study of architecture of DSP processor
- MAC operations using various addressing modes using DSP processor
- Linear, circular Convolution and FFT implementation using DSP processor
- Waveform generation, IIR and FIR implementation
- Study of Finite Word Length Effect

Beyond the syllabus experiments:

- Design of musical instrument tuning using filters
- Design of Composite Video Signal Processing using DM6437

Utilization of the laboratory:

- Digital Signal Processing Laboratory for III year ECE/V sem



K.RAMAKRISHNANCOLLEGE OF ENGINEERING(AUTONOMOUS)


Accredited by NAAC with 'A' Grade- ISO 9001: 2015 Certified Institution

DEPARTMENT OF ELECTRONICS AND COMMUNICATION ENGINEERING
(Accredited by NBA)

VLSI DESIGN LABORATORY

Laboratory In- charge: Ms. P. Surya AP/ECE

Technical supporting staff: Ms. P. Surya AP/ECE



Snapshot of VLSI Design Laboratory Area of
the laboratory: 104.96 Sq.m



K.RAMAKRISHNANCOLLEGE OF ENGINEERING(AUTONOMOUS)

Accredited by NAAC with 'A' Grade- ISO 9001: 2015 Certified Institution

DEPARTMENT OF ELECTRONICS AND COMMUNICATION ENGINEERING (Accredited by NBA)

Major Equipment:

- Personal Computer - INTEL PENTIUM DUAL CORE
- SPARTAN 3 Universal Multivendor Kit
- Interfacing Card-1 Traffic Controller Card
- Interfacing Card-2
- 7-Segment Display Interface Card
- CADENCE UNIVERSITY BUNDLE
- SPARTAN 6 Trainer kit
- CYCLONE IV Trainer Kit

List of Experiments:

- HDL based design entry and simulation of simple counters, state machines, adders (min 8 bit) and multipliers
- Synthesis, P&R and post P&R simulation of the components
- Hardware fusing and testing of each of the blocks using either chipscope feature (Xilinx) or the signal tap feature (Altera)
- Invoke the PLL and demonstrate the use of the PLL module for clock generation in FPGAs
- Design and simulation of a simple 5 transistor differential amplifier. Measure gain, ICMR, and CMRR
- Layout generation, parasitic extraction and resimulation of the circuit
- Synthesis and Standard cell based design of an circuits
- Identification of critical paths, power consumption
- P&R, power and clock routing, and post P&R simulation
- Analysis of results of static timing analysis

Beyond the syllabus experiments:

- Basic Gates Implementation using GDI (Cadence)

Utilization of the laboratory:

- VLSI Design Laboratory for III year ECE/VIsem



K.RAMAKRISHNAN COLLEGE OF ENGINEERING(AUTONOMOUS)

Accredited by NAAC with 'A' Grade- ISO 9001: 2015 Certified Institution

DEPARTMENT OF ELECTRONICS AND COMMUNICATION ENGINEERING
(Accredited by NBA)

COMPUTER NETWORKS LABORATORY

Laboratory In- charge: Mr. R. Balamurugan AP/ECE

Technical supporting staff: Ms. A. Ramya Krishnan



Snapshot of computer networks laboratory Area of
the laboratory: 97.36 Sq.m



K.RAMAKRISHNANCOLLEGE OF ENGINEERING(AUTONOMOUS)

Accredited by NAAC with 'A' Grade- ISO 9001: 2015 Certified Institution

DEPARTMENT OF ELECTRONICS AND COMMUNICATION ENGINEERING (Accredited by NBA)

Major Equipment:

- Personal Computers
- Cisco Packet Tracer
- LSIM
- NSIM
- Turbo C
- LAN Trainer kit
- Tel Net

List of Experiments:

- Implementation of Error Detection / Error Correction Techniques
- Implementation of Stop and Wait Protocol and sliding window
- Implementation and study of Goback-N and selective repeat protocols
- Implementation of HDLC
- Study of socket programming and client – server model,
- Socket programming for Echo/Ping/Talk Commands
- Study the performance of network with CSMA/CA protocol and compare with CSMA/CD
- Create network topology – star, bus and ring
- Implementation of distance vector
- Implementation of link state routing algorithm
- Study of Network simulator (NS) and simulation of Congestion Control Algorithms using NS
- Encryption and Decryption

Beyond the syllabus experiments:

- Creation of Wireless Networking model using TCL Script

Utilization of the laboratory:

- Computer Networks Laboratory for III year ECE/VIsem



K.RAMAKRISHNANCOLLEGE OF ENGINEERING(AUTONOMOUS)

Accredited by NAAC with 'A' Grade- ISO 9001: 2015 Certified Institution

DEPARTMENT OF ELECTRONICS AND COMMUNICATION ENGINEERING
(Accredited by NBA)

EMBEDDED LABORATORY

Laboratory In- charge: Mr. R. BalamuruganAP/ECE

Technical supporting staff: Ms. A. Ramya Krishnan



Snapshot of Embedded Laboratory Area of the
laboratory: 97.36 Sq.m



K.RAMAKRISHNANCOLLEGE OF ENGINEERING(AUTONOMOUS)

Accredited by NAAC with 'A' Grade- ISO 9001: 2015 Certified Institution

DEPARTMENT OF ELECTRONICS AND COMMUNICATION ENGINEERING (Accredited by NBA)

Major Equipment:

- IAR Embedded Workbench for 8051
- Zigbee Learning Kit-I
- Z-Debugger,USB Dongle, Sensor Modules
- ARM Cortex – M3 Board
- 16Channel 8-bit ADC Interface and Dual DAC Interface
- Calculator type keyboard interface
- I2C(Inter Integrated Circuit) Interface and Real Time Clock Interface
- Stepper Motor Interface with Stepper Motor & Power Adapter
- TXTR Interface using PT100 with ADC
- Wireless Interface and Zigbee
- Debugger cum Programmer
- QUANTA Battery and Fixed Power Supply

List of Experiments:

- Study of ARM evaluation system
- Interfacing ADC and DAC, LED and PWM
- Interfacing real time clock and serial port.
- Interfacing keyboard and LCD
- Interfacing EPROM and interrupt
- Study of Mailbox and Interrupt performance characteristics of ARM and FPGA
- Flashing of LEDS
- Interfacing stepper motor and temperature sensor.
- Implementing zigbee protocol with ARM

Beyond the syllabus experiments:

- Signal Generation using Arduino
- Sensors Activation using Arduino

Utilization of the laboratory:

- Embedded Laboratory for IV year ECE/VIIIsem



K.RAMAKRISHNANCOLLEGE OF ENGINEERING(AUTONOMOUS)

Accredited by NAAC with 'A' Grade- ISO 9001: 2015 Certified Institution

DEPARTMENT OF ELECTRONICS AND COMMUNICATION ENGINEERING
(Accredited by NBA)

OPTICAL AND MICROWAVE LABORATORY

Laboratory In-charge : Ms.S.Rajapriya,AP/ECE

Technical supporting staff: Ms. A.RashmiJoyline



Snapshot of Optical and Microwave Laboratory Area of the
laboratory: 95.12 Sq.m



K.RAMAKRISHNANCOLLEGE OF ENGINEERING(AUTONOMOUS)

Accredited by NAAC with 'A' Grade- ISO 9001: 2015 Certified Institution

DEPARTMENT OF ELECTRONICS AND COMMUNICATION ENGINEERING (Accredited by NBA)

Major Equipment:

- Fiber Optic Analog Transmitter & Receiver Trainer
- Optical Fiber Transceiver Trainer and Laser Communication Module
- LED Trainer, PD Trainer and Power Meter
- Microwave Training Kit (Klystron Power Supply)
- Optical Fiber Trainer Kit, Klystron Tube, Gunn Power Supply and Oscillator
- PIN Modulator, Isolator and Attenuator
- Slotted Section and Detector Mount, Termination and Movable Short
- Horn Antenna, H-Plane Tee, Magic Tee and E-Plane Tee
- VSWR Meter, Directional Coupler and Waveguide Stand
- Dual Channel oscilloscope Circulator
- Variable Attenuator and Klystron Mount
- Connectorisation and Splicing Training System

List of Experiments:

- DC Characteristics of LED and PIN Photo diode and Mode Characteristics of Fibers
- Measurement of connector and bending losses
- Fiber optic Analog and Digital Link – Frequency response and eye diagram
- Numerical Aperture determination and Attenuation Measurement in Fibers
- Basic microwave parameter measurement such as VSWR, Frequency and Wavelength
- Characteristics of Reflex klystron or Gunn diode and Directional Coupler
- Radiation Pattern of Horn Antenna
- Measurement of S- Parameter of microwave component, attenuation and power

Beyond the syllabus experiments:

- Splicing and Connectorization
- S-parameter Estimation of Microwave devices

Utilization of the laboratory:

- Optical And Microwave Laboratory for IV year ECE/VII sem



K.RAMAKRISHNANCOLLEGE OF ENGINEERING(AUTONOMOUS)


Accredited by NAAC with 'A' Grade- ISO 9001: 2015 Certified Institution

DEPARTMENT OF ELECTRONICS AND COMMUNICATION ENGINEERING
(Accredited by NBA)

CIRCUITS AND DEVICES LABORATORY

Laboratory In-charge : Ms.S.Rajapriya,AP/ECE

Technical supporting staff: Ms. A.RashmiJoyline



Snapshot of circuits and devices laboratory Area of the
laboratory: 95.12 Sq.m



K.RAMAKRISHNANCOLLEGE OF ENGINEERING(AUTONOMOUS)

Accredited by NAAC with 'A' Grade- ISO 9001: 2015 Certified Institution

DEPARTMENT OF ELECTRONICS AND COMMUNICATION ENGINEERING (Accredited by NBA)

Major Equipment:

- Cathode Ray Oscilloscope
- Function Generators
- Dual Regulated Power Supply

List of Experiments:

- Characteristics of PN Junction Diode
- Zener diode Characteristics & Regulator using Zener diode
- Common Emitter input-output Characteristics
- Common Base input-output Characteristics
- FET Characteristics
- SCR Characteristics
- Clipper and Clamper & FWR
- Verifications Of Thevinin & Norton theorem
- Verifications Of KVL & KCL
- Verifications Of Super Position Theorem
- Verifications of maximum power transfer &
- Verifications of reciprocity theorem
- Determination Of Resonance Frequency of Series & Parallel RLC Circuits
- Transient analysis of RL and RC circuits

Beyond the syllabus experiments:

- RC Phase Shift Oscillator

Utilization of the laboratory:

- Circuits and Devices Laboratory for I year ECE/II sem



K.RAMAKRISHNANCOLLEGE OF ENGINEERING(AUTONOMOUS)

Accredited by NAAC with 'A' Grade- ISO 9001: 2015 Certified Institution

DEPARTMENT OF ELECTRONICS AND COMMUNICATION ENGINEERING
(Accredited by NBA)

OOPS AND DATA STRUCTURES LABORATORY:

Laboratory In-charge : Mr. U. SurendarAP/ECE

Technical supporting staff : Ms. M.Mahalakshmi



Snapshot of OOPS And Data Structures Laboratory Area of the
laboratory: 102.92 Sq.m



K.RAMAKRISHNANCOLLEGE OF ENGINEERING(AUTONOMOUS)

Accredited by NAAC with 'A' Grade- ISO 9001: 2015 Certified Institution

DEPARTMENT OF ELECTRONICS AND COMMUNICATION ENGINEERING (Accredited by NBA)

Major Equipment:

- Personal Computers
- C++ Compilers

Major Experiments:

- Basic Programs for C++ Concepts
- Array implementation of List Abstract Data Type (ADT)
- Linked list and cursor implementation of List ADT
- Stack ADT Array and linked list implementations
- Program source files for Stack Application 1 and 2
- Array and Linked List implementation of Stack ADT
- An appropriate header file for the Stack ADT
- Implement any Stack Application using array implementation of Stack ADT
- Implementation of Stack ADT
- Implement another Stack Application using array and linked list implementations of Stack ADT
- Queue ADT Array and linked list implementations
- Search Tree ADT Binary Search Tree
- Quick Sort

Utilization of the laboratory:

- OOPS and Data Structures Laboratory for II ECE year / III Sem



K.RAMAKRISHNAN COLLEGE OF ENGINEERING(AUTONOMOUS)

Accredited by NAAC with 'A' Grade- ISO 9001: 2015 Certified Institution

DEPARTMENT OF ELECTRONICS AND COMMUNICATION ENGINEERING
(Accredited by NBA)

RESEARCH AND DEVELOPMENT LABORATORY-I

Laboratory In-charge : Dr.M.Maheswari Professor/ECE

Technical supporting staff : Mrs. J. Premalatha



Snapshot of Research And Development Laboratory-I Area of the
laboratory: 66.36 Sq.m

Major Equipment:

- Personal Computers and LABVIEW
- Network Analyser and HFSS
- ADS (RF Design & Simulation)
- MYRIO
- MYDAQ
- Antenna Measurement Kit and PSPICE
- 12V 65AH QUANTA VRLA/SMF BATTERY
- CABINET 65AHB 12/28AHB20 NU BAT MSRACK

Utilization of the laboratory:

- Project Laboratory for UG and PG
- Conducting Workshop, seminars and Value Added Courses



K.RAMAKRISHNANCOLLEGE OF ENGINEERING(AUTONOMOUS)

Accredited by NAAC with 'A' Grade- ISO 9001: 2015 Certified Institution

DEPARTMENT OF ELECTRONICS AND COMMUNICATION ENGINEERING
(Accredited by NBA)

RESEARCH AND DEVELOPMENT LABORATORY-II

Laboratory In-charge : Dr.C.Jeyalakshmi Professor/ECE

Technical supporting staff :Ms.A. ReshmiJoyline



Snapshot of Research And Development Laboratory-I Area of the
laboratory: 93.04 Sq.m

Major Equipment:

- Personal Computers with MATLAB
- CADENCE
- AARON EDA
- KEIL & FLASH MAGIC
- ARM Processors
- Network Simulator 2
- NSIM and LSIM
- Arduino and Raspberrypi

Utilization of the laboratory:

- Project Laboratory for UG and PG
- Conducting Workshop, seminars and Value Added Courses



K.RAMAKRISHNAN COLLEGE OF ENGINEERING(AUTONOMOUS)

Accredited by NAAC with 'A' Grade- ISO 9001: 2015 Certified Institution

DEPARTMENT OF ELECTRONICS AND COMMUNICATION ENGINEERING
(Accredited by NBA)

TEXAS INSTRUMENTS INNOVATION CENTRE

Laboratory In-charge : Mr. K. Vigneshwaran AP/ECE

Technical supporting staff : Mrs.M.Brindha



Snapshot of Texas Instruments Innovation Centre Area of the
laboratory: 93.88 Sq.m

Major Equipment:

- Personal Computers
- ASLK PRO Kit and Sensor Hub Booster Pack bundle
- CC110L Booster pack and TIVA TM4C123G Launchpad Bundle
- TIVA Development board and Ez430RF-2500 MSP430 Wireless Development Tools
- MSP 430 G2 Launchpad and MSP 430 F5969 Launch Pad
- SimpleLink Wi-Fi CC3100 and CC3200 BoosterPack and
- TM CC2650 Wireless MCU LaunchPad Kit and MSP430F5529 LaunchPad Evaluation Kit
- Sensor module and TI Breadboard with Power Management Lab Kit (PMLK)
- Code Composer Studio V 6.1.0, Energia IDE v17 and TINA Simulation Software

Utilization of the laboratory:

- Project Laboratory for UG and PG
- Conducting Texas Instruments workshop, seminars and Value Added Courses



K.RAMAKRISHNAN COLLEGE OF ENGINEERING(AUTONOMOUS)


Accredited by NAAC with 'A' Grade- ISO 9001: 2015 Certified Institution

DEPARTMENT OF ELECTRONICS AND COMMUNICATION ENGINEERING
(Accredited by NBA)

COMMUNICATION SYSTEMS LABORATORY:

Laboratory In-charge : Mr. U. SurendarAP/ECE

Technical supporting staff : Ms. Mrs.M.Brindha



Snapshot of PG Communication Systems Laboratory Area of the
laboratory: 102.92 Sq.m



K.RAMAKRISHNANCOLLEGE OF ENGINEERING(AUTONOMOUS)

Accredited by NAAC with 'A' Grade- ISO 9001: 2015 Certified Institution

DEPARTMENT OF ELECTRONICS AND COMMUNICATION ENGINEERING (Accredited by NBA)

Major Equipment:

- Advanced Fiber Optic Trainer and Antenna Trainer
- CDMA trainer for Channel Allocation
- Global Positioning System Trainer
- Agilent ADS- RF Design & Simulation
- ADS and HFSS
- Network Analyzer

List of Experiments:

- Measurement of transmission line parameters and S parameter estimation of Microwave devices
- Design and testing of a Microstrip coupler
- Generation & detection of binary digital modulation techniques.
- Digital Filter Design and Antenna Radiation Pattern measurement
- Design of impedance matching network,
- Design of low pass, high pass, band pass and band stop filter at RF
- Design and characterization of LNA, Mixer and VCO

Beyond the syllabus experiments:

- Design of Sierpinski fractal antenna using MATLAB

Utilization of the laboratory:

- Communication Systems Laboratory for ME Communication Systems I year/I sem



K.RAMAKRISHNAN COLLEGE OF ENGINEERING(AUTONOMOUS)

Accredited by NAAC with 'A' Grade- ISO 9001: 2015 Certified Institution

DEPARTMENT OF ELECTRONICS AND COMMUNICATION ENGINEERING
(Accredited by NBA)

RF SYSTEM DESIGN LABORATORY:

Laboratory In-charge : Mr. U. Surendar AP/ECE

Technical supporting staff : Mrs.M.Brindha



Snapshot of RF System Design Laboratory Area of the
laboratory: 102.92 Sq.m



K.RAMAKRISHNAN COLLEGE OF ENGINEERING(AUTONOMOUS)

Accredited by NAAC with 'A' Grade- ISO 9001: 2015 Certified Institution

DEPARTMENT OF ELECTRONICS AND COMMUNICATION ENGINEERING (Accredited by NBA)

Major Equipment:

- Advanced Fiber Optic Trainer
- Antenna Trainer
- CDMA trainer for Channel Allocation
- Global Positioning System Trainer
- Agilent ADS- RF Design & Simulation
- ADS
- HFSS
- Network Analyzer

List of Experiments:

- Measurement of S parameters for a) Inductor b) Capacitor c) impedance matching circuits, filters using network analyzer
- Design of $\lambda/2$, $\lambda/4$ micro strip transmission line.
- Design $\lambda/4$ micro strip transmission line.
- Design of microstrip inductor and
- Design of microstrip capacitor.
- Design of impedance matching network.
- Design of low pass, high pass, band pass and band stop filter at RF .
- Design and characterization of micro strip patch antennas
- Design and characterization of LNA
- Design and characterization of Mixer
- Design and characterization of VCO

Utilization of the laboratory:

- RF System Design Laboratory for ME Communication Systems I year/II sem



K.RAMAKRISHNANCOLLEGE OF ENGINEERING(AUTONOMOUS)

Accredited by NAAC with 'A' Grade- ISO 9001: 2015 Certified Institution

DEPARTMENT OF ELECTRONICS AND COMMUNICATION ENGINEERING
(Accredited by NBA)

ANALOG AND DIGITAL CIRCUITS LABORATORY

Laboratory In-charge : Mr. A.Syed Husain AP/ECE

Technical supporting staff: Mrs. J. Premalatha



Snapshot of Analog and Digital Circuits Laboratory Area of the
laboratory: 97.61 Sq.m



K.RAMAKRISHNANCOLLEGE OF ENGINEERING(AUTONOMOUS)

Accredited by NAAC with 'A' Grade- ISO 9001: 2015 Certified Institution

DEPARTMENT OF ELECTRONICS AND COMMUNICATION ENGINEERING (Accredited by NBA)

Major equipment:

- Cathode Ray Oscilloscope
- Function Generator
- Single Regulated Power Supply
- Dual Regulated Power Supply
- Decade Resistance Box
- Decade Inductance Box
- Digital Ammeter, Voltmeter, Multimeter
- Decade Condenser Box
- Digital LCR Meter
- Fixed Power Supply
- Digital IC Trainer Kit
- Digital IC Tester

Major Experiments:

- Design of Half Wave and Full Wave Rectifiers,
- Design of Filters, Power supplies
- Design of Darlington Amplifier, Differential Amplifier
- Design of Class A and Class B Power Amplifier
- Design of Cascode/cascade Amplifier
- Determination of bandwidth of single stage and multistage amplifiers
- Spice Simulation of Common Emitter and Common Source amplifiers
- Design and implementation of code converters using logic gates

Beyond the syllabus experiments:

- Shift Register
- Fire Alarm using Thermistor

Utilization of the laboratory:

- Analog and Digital Circuits Laboratory for II year ECE / III sem



K.RAMAKRISHNANCOLLEGE OF ENGINEERING(AUTONOMOUS)

Accredited by NAAC with 'A' Grade- ISO 9001: 2015 Certified Institution

DEPARTMENT OF ELECTRONICS AND COMMUNICATION ENGINEERING
(Accredited by NBA)

CIRCUITS AND SIMULATION INTEGRATED LABORATORY

Laboratory In-charge : Mr. S. Syed Husain AP/ECE

Technical supporting staff: Mrs. J. Premalatha



Snapshot of Circuits and Simulation Integrated Laboratory Area of the
laboratory: 97.61 Sq.m



K.RAMAKRISHNAN COLLEGE OF ENGINEERING(AUTONOMOUS)

Accredited by NAAC with 'A' Grade- ISO 9001: 2015 Certified Institution

DEPARTMENT OF ELECTRONICS AND COMMUNICATION ENGINEERING (Accredited by NBA)

Major equipment:

- Cathode Ray Oscilloscope
- Function Generator
- Single Regulated Power Supply
- Dual Regulated Power Supply
- Decade Resistance, Condenser and Inductance Box
- Digital LCR Meter
- Digital Ammeter, Voltmeter, Multimeter and Orcade Software

List of Experiments:

- Calculation of Frequency response, Input and output impedance for Series and Shunt feedback amplifiers
- Design and analysis of RC Phase shift oscillator and Wien Bridge Oscillator
- Design and analysis of Hartley Oscillator and Colpitts Oscillator
- Design and analysis of Single Tuned Amplifier
- Design and analysis of RC Integrator and Differentiator circuits
- Design and analysis of Clippers and Clampers
- Design and analysis of Free Running Blocking Oscillators
- Simulation of Tuned Collector, Twin-T, Double and Stagger tuned Oscillator
- Simulation of Bistable Multivibrator, and Monostable Multivibrator with emitter timing and base timing
- Simulation of Schmitt Trigger circuit with Predictable hysteresis
- Simulation of Voltage and Current Time base circuits

Beyond the syllabus experiments:

- Free Running Blocking Oscillator
- Voltage and Current time Base circuit

Utilization of the laboratory:

- Circuits And Simulation Integrated Laboratory for ECE II year/IV sem



K.RAMAKRISHNAN COLLEGE OF ENGINEERING(AUTONOMOUS)

Accredited by NAAC with 'A' Grade- ISO 9001: 2015 Certified Institution

DEPARTMENT OF ELECTRONICS AND COMMUNICATION ENGINEERING
(Accredited by NBA)

ADVANCED VLSI LABORATORY

Laboratory In-charge: Dr.B. Viswanathan ASP/ECE

Technical supporting staff: Mrs.M.Brindha



Snapshot of Advanced VLSI Laboratory

Area of the laboratory: 97.61 Sq.m

Major Equipment:

- Personal Computers
- Xilinx Zynq Ultrascale+ MPSOC ZCU104
- Xilinx Kintex -7 KC705 Evaluation Kit
- Xilinx Zynq-7000 ZC702 Evaluation Kit
- Digilent Zedboard
- Genesys 2 Kintex 7 Development Board
- Digilent Nexys Video
- Digilent Zybo Z7-20
- Xilinx Vivado Software



K.RAMAKRISHNAN COLLEGE OF ENGINEERING(AUTONOMOUS)

Accredited by NAAC with 'A' Grade- ISO 9001: 2015 Certified Institution

DEPARTMENT OF ELECTRONICS AND COMMUNICATION ENGINEERING
(Accredited by NBA)

Utilization of the laboratory:

- Project Laboratory for UG and PG
- Conducting Xilinx FPGA workshop, seminars & Value-Added Courses

Project laboratory



Snapshot of project laboratory



K.RAMAKRISHNANCOLLEGE OF ENGINEERING(AUTONOMOUS)

Accredited by NAAC with 'A' Grade- ISO 9001: 2015 Certified Institution

DEPARTMENT OF ELECTRONICS AND COMMUNICATION ENGINEERING (Accredited by NBA)

- Project laboratory is exclusively provided to the students to carry out mini and major project work.
- Computing facility with sufficient number of personal computers with high speed Internet connectivity is available
- Students are encouraged to utilize the laboratory for developing their project works/products during and beyond the class hours.
- Domain specific faculty members and technical staff are available beyond the working hours to support students for doing project work
- Project laboratory is equipped with educational tools to create interest and better understanding of electronics
- Students are encouraged to do project work in domain wise with the support of the facilities available in the laboratories and Center of Excellence established in the Department namely Texas Instruments laboratory
- Reference books, journals and technical magazines are shared from main and department libraries.
- Embedded system development software and tools with evaluation board and necessary hardware items are available in the laboratory to familiarize the students to work in embedded systems
- Previous batches working models/ projects and projects reports are available in the laboratory

Major Equipments:

- Work benches
- Digital Storage Oscilloscopes and Cathode Ray Oscilloscopes
- Signal generators
- Power supplies
- General purpose PCBs and necessary electronic components
- Simulation software
- Personal computers with Internet facility
- Embedded systems development boards
- Micro C free version software tool and PIC18F4550 evaluation board
- Open source software- MATLAB, Keil-uVision, Xilinx, Code Composer Studio and PSpice



K.RAMAKRISHNAN COLLEGE OF ENGINEERING(AUTONOMOUS)

Accredited by NAAC with 'A' Grade- ISO 9001: 2015 Certified Institution

**DEPARTMENT OF ELECTRONICS AND COMMUNICATION
ENGINEERING (Accredited by NBA)**